

RACING HANDBRAKE

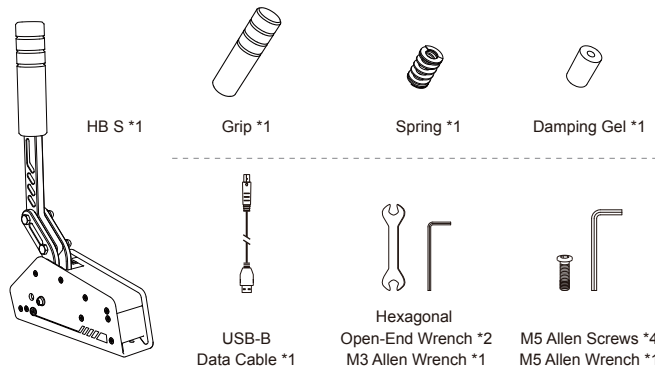
User Manual

Thank you for choosing and supporting PXN, please read this manual carefully before starting to enjoy your gaming experience.

01 Platform Supports

Supported Platform: PC
System Requirement: Windows 7 / 8 / 10 / 11

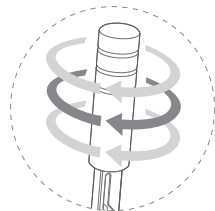
02 Product Content



03 Installation

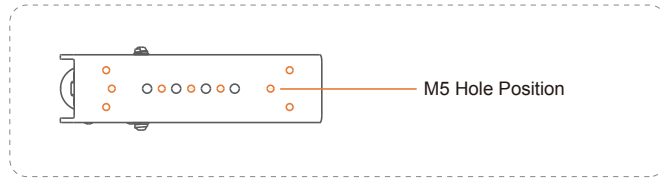
• Grip Installation

Remove the grip and install it onto the HB S by rotating it, then tighten it securely.



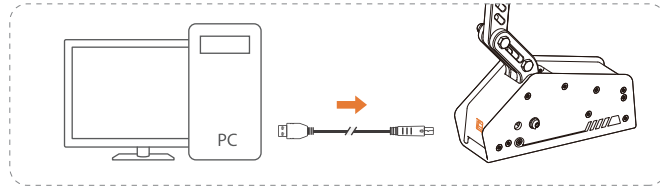
• Mounting Methods

Secure the HB S to the racing stand using M5 Allen screws.



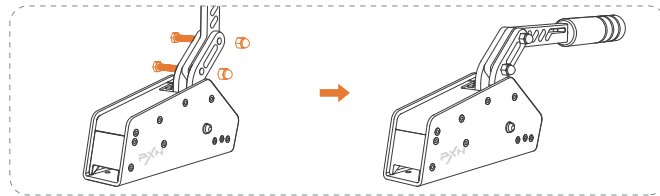
• Use on PC

Step 1 Secure the HB S in the appropriate position.
Step 2 Use the USB-B data cable to connect the HB S with the PC and start using it.



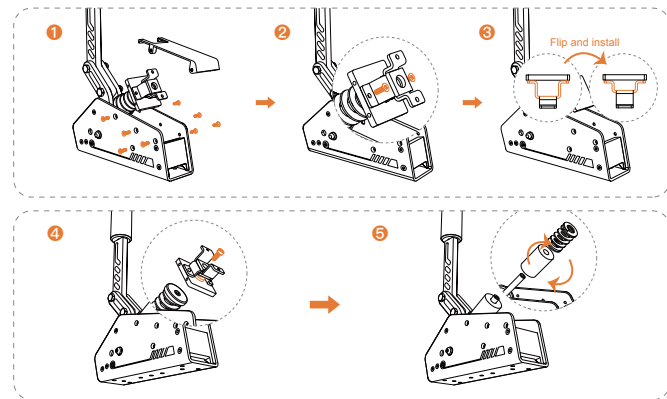
• Adjustment of Angle

Step 1 Use the Hexagonal Open-End Wrench to remove the two screws and nuts on the connecting rod.
Step 2 Rotate the connecting rod 90 degrees and tighten the screws to adjust the angle.



• Adjustment of Force and Stroke

Step 1 Use an M3 Allen wrench to remove the screws on the top cover and side fixing screws.
Step 2 Use an M3 Allen wrench to remove the two screws on the limit plate.
Step 3 Flip the limit plate and secure it with screws to complete the stroke adjustment.
Step 4 Use an M5 Allen wrench to remove the screws and washers on the connecting rod.
Step 5 Replace the spring/ damping gel and install the screws and washers on the connecting rod, then tighten them to complete the force adjustment.



04 Attention

- Please read this user manual carefully before using the product.
- Avoid strong shocks or vibration and do not drop.
- Do not disassemble, modify and repair by yourself.
- Prevent water or other liquids from entering the product to avoid damage.
- Avoid storing in humid, high temperature, oily smoke and other places.
- Please handle it gently when connect and remove the product.
- Children should be under adult's supervision at all times when using this product.

05 Product Specifications

Product Model	HB S
Connection Methodion	Wired connection
USB Power Supply	5V
USB Working Current	Max.50mA
Package Size	About 287.5 * 280 * 66.5 mm
Product Size	About 313 * 178 * 46 mm
Product Weight	About 900 g
Using Temperature	10-40 °C
Using Humidity	20~80 %